

ST 060 400 7371

- rosette Ø 60 mm
- head part with cut-to-length spindle and sleeve



Individual components of this set

You need the following components for this set

1x 11 170 370-06



1x 36 607 371-06





MADISON Wall valve clockwise closing 1/2" - Brushed Platinum

MADISON









ST 060 400 7371

ST 060 400 7371

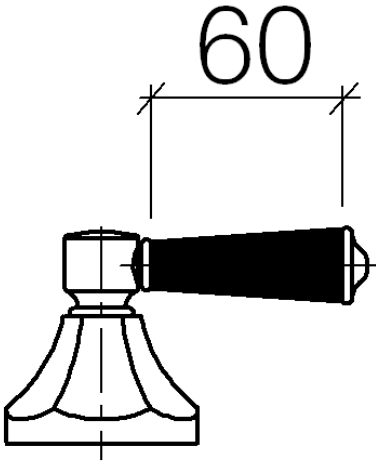
- for basin fittings

NOTE: Mixers are supplied without lever inserts.
Please order the lever inserts separately!



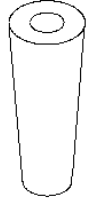
	Brushed Platinum	11 170 370-06
	Chrome	11 170 370-00
	Platinum	11 170 370-08
	Durabress (23kt Gold)	11 170 370-09
	white	11 170 370-12
	black	11 170 370-13
	Brushed Durabress (23kt Gold)	11 170 370-28
	Brushed Dark Platinum	11 170 370-99

ST 060 400 7371



ST 060 400 7371

Parts for other
finishes can be found
here: [Chrome](#)





MADISON Wall valve clockwise closing 1/2" - Brushed Platinum

MADISON

ST 060 400 7371



MADISON Wall valve clockwise closing 1/2" - Brushed Platinum

MADISON

ST 060 400 7371

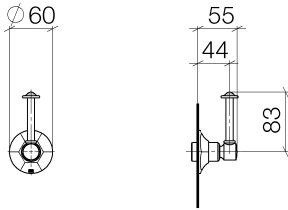


MADISON Wall valve clockwise closing 1/2" - Brushed Platinum

MADISON

ST 060 400 7371

ST 060 400 7371



Codes & Standards

ADA	ASME A112.18.1/CSA B125.1
-----	---------------------------------

Certificates

DVGW_DW- 6501DN0116.	WRAS_2011026.	IAPMO_4976 (1).	LGA_29931.	WRAS_2010066.
DVGW_DW- 6512DN0706.	LGA_29932.			

ST 060 400 7371

